







<b>Product description</b>		EN175301-803-A	EN175301-803-A
Standard		EN175301-803-A	EN175301-803-A
Construction type		A	A
Description	Integrated gasket (TPU) and central fixing screw	P18 connector with moulded cable (PE) earth position H12 (opposite from cable outlet)	P18 connector with moulded cable (PE) earth position H6 (next to cable outlet)
Number of contacts		3 + PE	3 + PE
Cable type		H05VV-F VDE 0281-5 PVC	H05VV-F VDE 0281-5 PVC
Conductors specification		4 G 0,75 mm <sup>2</sup> PVC	4 G 0,75 mm <sup>2</sup> PVC
Cable length		3 m	3 m
Order no.		<b>MA245000PA05300</b>	<b>MA246000PA05300</b>
Other standard options	cable length 1m cable length 5m	order no. <b>MA245000PA05500</b>	order no. <b>MA246000PA05500</b>
Cable jacket colour		black	black
Conductor colours		brown - black - grey - yellow/green	brown - black - grey - yellow/green
Cable diameter +/-5%		7,3 mm	7,3 mm
Cable temperature range	static application flexible application	-15°C to + 70°C	-15°C to + 70°C
<b>Drawing</b>			
MA2 serie	MA1 serie		
<b>Technical data</b>			
Pin dimension		6,3 x 0,8mm ; 4,8 x 0,8mm	6,3 x 0,8mm ; 4,8 x 0,8mm
Rated voltage max.		250 V AC/DC	250 V AC/DC
Rated current max.		5 A	5 A
Contact resistance		15mΩ max.	15mΩ max.
Overvoltage category		III	III
Mounting		central screw M3 x 28,5mm	central screw M3 x 28,5mm
Fixing screw torque		0,3 - 0,5 N/m	0,3 - 0,5 N/m
<b>Material</b>			
Contact holder material		PA6 GF	PA6 GF
Overmoulding material		TPU	TPU
<b>Environmental conditions</b>			
Protection class (EN 60529)		IP65 , IP67 , [IP69K DIN40050-9]	IP65 , IP67 , [IP69K DIN40050-9]
Pollution severity (EN 60664-1)		3	3
<b>Inflammability class</b>			
Contact holder		V0	V0
Moulded housing		HB	HB
<b>Packaging</b>			
Minimum quantity		100 pcs.	100 pcs.
Number of boxes suitable:	1 box 2 boxes 4 boxes	<b>MA245000PA05300</b> <b>MA245000PA05500</b>	<b>MA246000PA05300</b> <b>MA246000PA05500</b>
Approximate weight per box		13...15 Kg	13...15 Kg
Box dimension		39 x 39 x 19,5 cm	39 x 39 x 19,5 cm
<b>Other cable options on request</b>			
type (part number)			
Technical specifications on cables and accessories see pages 171-175			

## Valve Connectors MA1 series

SELF - ASSEMBLY CABLE



EN175301-803-A	EN175301-803-A	EN175301-803-A	EN175301-803-A
A	A	A	A
P18 connector with moulded cable (PE) earth in H6 and H12 position (bridged)	P18 connector with moulded cable (PE) earth in H6 and H12 position (bridged)	P18 connector with moulded cable (PE) earth in H6 and H12 position (bridged)	P18 connector with moulded cable (PE) earth in H6 and H12 position
2 + PE / PE bridged	2 + PE / PE bridged	2 + PE / PE bridged	2 + PE / PE not connected
H05VV-F VDE 0281-5 PVC	PVC flame (IEC60332-1) and oil resistance	PUR / PVC	H03VV-F VDE 0281-5 PVC
3 G 0,75 mm <sup>2</sup> PVC	3 G 0,75 mm <sup>2</sup> PVC	3 G 0,75 mm <sup>2</sup> PVC	2 x 0,50 mm <sup>2</sup> PVC
3 m	3 m	3 m	3 m
<b>MA134000PA05300</b>	<b>MA134000PG05300</b>	<b>MA134000PP12300</b>	<b>MA124000PA01300</b>
order no. <b>MA134000PA05100</b>	order no. <b>MA134000PG05500</b>	order no. <b>MA134000PP12500</b>	order no. <b>MA124000PA01500</b>
black	grey RAL 7001	black	black
brown - blue - yellow/green	black1 - black2 - yellow/green	brown - blue - yellow/green	brown - blue
6,7 mm	6,2 mm	6,7 mm	5,0 mm
-15°C to + 70°C	-30°C to + 70°C + 5°C to + 70°C	-40°C to + 80°C -25°C to + 80°C	-15°C to + 70°C
			
1 — Brown 2 — Blue ⊕ — Ye/Gr ⊖ —	1 — Black 1 2 — Black 2 ⊕ — Ye/Gr ⊖ —	1 — Brown 2 — Blue ⊕ — Ye/Gr ⊖ —	1 — Brown 2 — Blue ⊕ — ⊖ —
6,3 x 0,8mm ; 4,8 x 0,8mm	6,3 x 0,8mm ; 4,8 x 0,8mm	6,3 x 0,8mm ; 4,8 x 0,8mm	6,3 x 0,8mm ; 4,8 x 0,8mm
250 V AC/DC	250 V AC/DC	250 V AC/DC	250 V AC/DC
5 A	5 A	5 A	3 A
15mΩ max.	15mΩ max.	15mΩ max.	15mΩ max.
III	III	III	III
central screw M3 x 25mm	central screw M3 x 25mm	central screw M3 x 25mm	central screw M3 x 25mm
0,3 - 0,5 N/m	0,3 - 0,5 N/m	0,3 - 0,5 N/m	0,3 - 0,5 N/m
PA6 GF	PA6 GF	PA6 GF	PA6 GF
TPU	TPU	TPU	TPU
IP65 , IP67 , [IP69K DIN40050-9]	IP65 , IP67 , [IP69K DIN40050-9]	IP65 , IP67 , [IP69K DIN40050-9]	IP65 , IP67 , [IP69K DIN40050-9]
3	3	3	3
V0	V0	V0	V0
HB	HB	HB	HB
100 pcs.	100 pcs.	100 pcs.	100 pcs.
<b>MA134000PA05100</b>	<b>MA134000PG05300</b>	<b>MA134000PP12300</b>	<b>MA124000PA01300</b>
<b>MA134000PA05300</b>	<b>MA134000PG05500</b>	<b>MA134000PP12500</b>	<b>MA124000PA01500</b>
<b>MA134000PA05500</b>	<b>MA134000PG05500</b>	<b>MA134000PP12500</b>	<b>MA124000PA01500</b>
13...15 Kg	13...15 Kg	13...15 Kg	13...15 Kg
39 x 39 x 19,5 cm	39 x 39 x 19,5 cm	39 x 39 x 19,5 cm	39 x 39 x 19,5 cm
(A013) (C033; C053)		(P113)	(A052) (C032; C052)

Form A - EN 175301-803 (DIN43650) / ISO 4400