







Form A - EN 175301-803 (DIN43650) / ISO 4400

Product description		EN175301-803-A	EN175301-803-A
Standard		EN175301-803-A	EN175301-803-A
Construction type		A	A
Description	Integrated gasket (TPU) and central fixing screw	P18 connector with moulded cable (PE) earth position H12 (opposite from cable outlet)	P18 connector with moulded cable (PE) earth position H6 (next to cable outlet)
Number of contacts		3 + PE	3 + PE
Cable type		H05VV-F VDE 0281-5 PVC	H05VV-F VDE 0281-5 PVC
Conductors specification		4 G 0,75 mm ² PVC	4 G 0,75 mm ² PVC
Cable length		3 m	3 m
Order no.		MA245000PA05300	MA246000PA05300
Other standard options	cable length 1m cable length 5m	order no. MA245000PA05500	order no. MA246000PA05500
Cable jacket colour		black	black
Conductor colours		brown - black - grey - yellow/green	brown - black - grey - yellow/green
Cable diameter +/-5%		7,3 mm	7,3 mm
Cable temperature range	static application flexible application	-15°C to + 70°C	-15°C to + 70°C
Drawing			
MA2 serie	MA1 serie		
Technical data			
Pin dimension		6,3 x 0,8mm ; 4,8 x 0,8mm	6,3 x 0,8mm ; 4,8 x 0,8mm
Rated voltage max.		250 V AC/DC	250 V AC/DC
Rated current max.		5 A	5 A
Contact resistance		15mΩ max.	15mΩ max.
Overvoltage category		III	III
Mounting		central screw M3 x 28,5mm	central screw M3 x 28,5mm
Fixing screw torque		0,3 - 0,5 N/m	0,3 - 0,5 N/m
Material			
Contact holder material		PA6 GF	PA6 GF
Overmoulding material		TPU	TPU
Environmental conditions			
Protection class (EN 60529)		IP65 , IP67 , [IP69K DIN40050-9]	IP65 , IP67 , [IP69K DIN40050-9]
Pollution severity (EN 60664-1)		3	3
Inflammability class			
Contact holder		V0	V0
Moulded housing		HB	HB
Packaging			
Minimum quantity		100 pcs.	100 pcs.
Number of boxes suitable:	1 box 2 boxes 4 boxes	MA245000PA05300 MA245000PA05500	MA246000PA05300 MA246000PA05500
Approximate weight per box		13...15 Kg	13...15 Kg
Box dimension		39 x 39 x 19,5 cm	39 x 39 x 19,5 cm
Other cable options on request			
type (part number)			
Technical specifications on cables and accessories see pages 171-175			

Valve Connectors MA1 series

SELF - ASSEMBLY CABLE



EN175301-803-A	EN175301-803-A	EN175301-803-A	EN175301-803-A
A	A	A	A
P18 connector with moulded cable (PE) earth in H6 and H12 position (bridged)	P18 connector with moulded cable (PE) earth in H6 and H12 position (bridged)	P18 connector with moulded cable (PE) earth in H6 and H12 position (bridged)	P18 connector with moulded cable (PE) earth in H6 and H12 position
2 + PE / PE bridged	2 + PE / PE bridged	2 + PE / PE bridged	2 + PE / PE not connected
H05VV-F VDE 0281-5 PVC	PVC flame (IEC60332-1) and oil resistance	PUR / PVC	H03VV-F VDE 0281-5 PVC
3 G 0,75 mm ² PVC	3 G 0,75 mm ² PVC	3 G 0,75 mm ² PVC	2 x 0,50 mm ² PVC
3 m	3 m	3 m	3 m
MA134000PA05300	MA134000PG05300	MA134000PP12300	MA124000PA01300
order no. MA134000PA05100	order no. MA134000PG05500	order no. MA134000PP12500	order no. MA124000PA01500
black	grey RAL 7001	black	black
brown - blue - yellow/green	black1 - black2 - yellow/green	brown - blue - yellow/green	brown - blue
6,7 mm	6,2 mm	6,7 mm	5,0 mm
-15°C to + 70°C	-30°C to + 70°C + 5°C to + 70°C	-40°C to + 80°C -25°C to + 80°C	-15°C to + 70°C
			
1 — Brown 2 — Blue ⊕ — Ye/Gr ⊖ —	1 — Black 1 2 — Black 2 ⊕ — Ye/Gr ⊖ —	1 — Brown 2 — Blue ⊕ — Ye/Gr ⊖ —	1 — Brown 2 — Blue ⊕ — ⊖ —
6,3 x 0,8mm ; 4,8 x 0,8mm	6,3 x 0,8mm ; 4,8 x 0,8mm	6,3 x 0,8mm ; 4,8 x 0,8mm	6,3 x 0,8mm ; 4,8 x 0,8mm
250 V AC/DC	250 V AC/DC	250 V AC/DC	250 V AC/DC
5 A	5 A	5 A	3 A
15mΩ max.	15mΩ max.	15mΩ max.	15mΩ max.
III	III	III	III
central screw M3 x 25mm	central screw M3 x 25mm	central screw M3 x 25mm	central screw M3 x 25mm
0,3 - 0,5 N/m	0,3 - 0,5 N/m	0,3 - 0,5 N/m	0,3 - 0,5 N/m
PA6 GF	PA6 GF	PA6 GF	PA6 GF
TPU	TPU	TPU	TPU
IP65 , IP67 , [IP69K DIN40050-9]	IP65 , IP67 , [IP69K DIN40050-9]	IP65 , IP67 , [IP69K DIN40050-9]	IP65 , IP67 , [IP69K DIN40050-9]
3	3	3	3
V0	V0	V0	V0
HB	HB	HB	HB
100 pcs.	100 pcs.	100 pcs.	100 pcs.
MA134000PA05100	MA134000PG05300	MA134000PP12300	MA124000PA01300
MA134000PA05300	MA134000PG05500	MA134000PP12500	MA124000PA01500
MA134000PA05500	MA134000PG05500	MA134000PP12500	MA124000PA01500
13...15 Kg	13...15 Kg	13...15 Kg	13...15 Kg
39 x 39 x 19,5 cm	39 x 39 x 19,5 cm	39 x 39 x 19,5 cm	39 x 39 x 19,5 cm
(A013) (C033; C053)		(P113)	(A052) (C032; C052)

Form A - EN 175301-803 (DIN43650) / ISO 4400